

# *Oneglia Forgeries*

## *Bermuda*



*Perf 14*



*perf 11*



*perf 10 1/2*

*"Used" examples with a reasonable effort at a Hamilton datestamp for Mar 23 1876. The "A" code below the date was only introduced in 1900.*



*These attempts show the later MCA watermark. The cancels are only partial, concealing the 1876 date, another sign of Oneglia's knowledge as the MCA watermark was only introduced in 1883.*



## *The 1874-5 provisional overprints*



*The 3d grey was never surcharged.*

## Sperati Forgeries

*Jean de Sperati is recognised as the master forger, whose products are the most authentic known. Initially, it was not realised that he forged any Bermuda stamps other than the Gibraltar overprints on the Bermuda QV 1/-. However, the recent book by Walske and Lowe reveals that he also made forgeries of the basic Bermuda 1883 1/- brown stamp as well as the 1904 4d orange-brown with CA watermark. Walske says that negatives of the QV 6d are in the French archives.*

*BPA photograph*



**Bermuda**  
**1893 1/-olive-yellow**

*Sperati's 1/- with Gibraltar overprint*



*Signed Jean de Sperati on reverse.*

*BPA photograph*




*Sperati's Gibraltar overprint.*

*Photographic proof*



*"Sperati reproduction" on reverse.  
Enlarged photograph on glazed card.*



*A die proof of the QV 1/- struck by Sperati and bearing his signature. This was acquired by the BPA when they bought Sperati out together with all his materials and plates in 1955.  
Two unoverprinted 1/- forgeries were found among Sperati's effects.*



*Genuine stamp  
for comparison*

*An actual forgery*



*The pale shade.*

**Bermuda**  
**1904 4d orange-brown**

*The authentic stamp*



*An actual forgery*



*The deep shade.*



*Bermuda forgeries*  
*Spiro*

*Lithographed by Spiro of Hamburg, the commonest types encountered.*



*Multiples of the Bermuda stamps are seen rarely, unlike some other colonies.*



*Spiro prepared both perf and imperf products - the imperf ones are hard to find.*



*Imperf*

*Bermuda forgeries*

*Spiro*

*Lithographed by Spiro Brothers of Hamburg*



*ex Ulrich*

*Multiples of Bermuda Spiros are uncommon, though for some colonies sheets have survived.*



*The Spiro plates had 25 units (5x5).*



*Very clean perfs from a late "printing".*



on "Stamps Historically Considered." It will be published by the Society. The meeting was then adjourned until the 13th of May, on which day it duly took place. The proceedings will be given next month.

# THE SPUD PAPERS; OR, NOTES ON PHILATELIC WEEDS.

BY THE REV. R. BRISCO EAREE.

XLVIII.

## Bermuda.

1865-6; 1d., 2d., 6d., AND 1s.



Our readers will kindly look back at the forgeries of Dominica, St. Christopher, &c., described lately, they will see that there is a remarkable likeness between them and the counterfeits now to be described. The fact is, that the government engravers have made the same head of Her Majesty do duty as the centre of all these stamps; and, of course, the forgers have taken advantage of it, to save themselves some trouble. But if they have saved *themselves* trouble, they have saved *us* trouble also; for, when we have once recognized a forgery for any one of these countries, we shall have no difficulty in condemning the forgeries for all the rest.

*Genuine.*—Typographed; watermark, crown and cc; perf. 14. Part of the eyebrow is hidden by the hair. The rim of the ear is shaded, and the lobe is fat and hangs down. The shading on the neck does not go quite across, leaving a white patch all down the front of the neck and throat. The thistles on the tiara are nearly as high as the pearls.

*Forged.*—Lithographed; no watermark; perforated 13. The hair is brushed clear of the eyebrow. The rim of the ear is thin and unshaded, and the lobe is thin also, and does not hang down. The shading on the neck goes right across. The thistle towards the front of the tiara is very small, and much lower than the pearls on each side of it; the one over the ear is rather higher than the pearls.



In both genuine and forged, the framework differs for each value. The simplest test for these forgeries is the absence of watermark. I have not thought it necessary to enter into any very elaborate description of the various other discrepancies which may be traced between the genuine and forged; for the forgeries are very poor, and not likely to mislead. The 1/. is, perhaps, the best of the lot.

## Nova Scotia.

1861; 1, 2, 5, 10, AND 12½ CENTS.

I feel it quite *infra dig.* to have to chronicle such rubbish as these Nova Scotia imitations. If none of the forgeries offered to the public were any better than these, the *raison d'être* of these Spud Papers would be no more. The 10 cents, accompanying this paper (which is the best

ex Ulrich

A page from *The Philatelist* of June 1875 (Vol IX) published by Pemberton and Wilson and written by Earee. This is number 48 in a long series of articles identifying the characteristics of the Spiro forgeries.



*Bermuda Forgeries*  
*Complete forged overprint types*

*Attempts to fabricate the 1874-5 provisionals*  
*Panelli products, dated 23 Mar 1876 and in Panelli's familiar pastel shades.*



*ex Ulrich*

*Engraved by Panelli*

*Fantastic creations by someone who had only seen the registered envelope and assumed the stamps were the same. Thought to be of Mexican origin.*



*ex Ulrich*



*Rare invert!*

# *Bermuda Forgeries*

*Fantastic creations by someone who had only seen the registered envelope and assumed the stamps were the same. Thought to be of Mexican origin.*



*Barbados  
fantasy*



*Overprinted 5 (why?)*



*From the  
same stable*

*All ex Ulrich*



*Oneglia Forgeries*

*Bermuda*

*The watermark is always heavily impressed.*



*That Oneglia was a serious artist is shown by his reproductions of interpanneau margins - the spacing accurately judged.*



*Very crude attempt at the rare inverted surcharge.*



*Hand-stamped with an unconvincing "Gibraltar".*

*All ex Ulrich*



Bermuda

Oneglia engraved forgeries



Oneglia forgeries with fake Gibraltar overprints.



Genuine Bermuda stamps with fake Gibraltar overprints.



*Spervati*



*Bermuda Forgeries*



*Genuine Bermuda stamps with fake Gibraltar overprints.  
Note genuine cancels of Hamilton or St Georges.*



*For comparison, the genuine Gibraltar stamps cancelled with the Gibraltar A26 killer.*



*Bermuda  
Genuine stamps with forged overprints*

*Genuine stamps with attempts to fabricate the 1874-5 provisionals, some dangerous, others naive.*



*This one would be more convincing if the P were straight as in the authentic surcharge.*



*The rare 3d on 1d was not issued for postal use, although late favour cancels are known.  
The genuine stamp is always off-centre to the left.*



*K for R*



*K for R*



*"One Penny" as in the 1875 provisional.*

# *Bermuda forgeries*

*A range of forgeries from different stables. Assistance in identification required!*



*This primitive litho plate has a distinctive plate scratch at 4 o'clock.*



*A primitive type,  
lithographed.*



*An extraordinarily  
"muddy" impression.*



*Engraved, probably by  
Oneglia, clean perf 12.*



*6d grey!*



*Panelli (for comparison)*



*Pastiches of unknown origin.*



Section:  
Watermark: Crown and CC and CA

Value: One Penny - Flaws  
UPPER LEFT - PANE 1

1



PANE 1 POS 1  
PRINTINGS II-III  
FLAW POS UL

ONE (II) OR TWO (III)  
BACKGROUND LINES  
BROKEN ABOVE FIRST  
BALL OF TIARA

3



PANE 1 POS 3  
PRINTINGS II-III  
FLAW POS UR

FLAW COVERING STEM  
AND INTO COLOURLESS  
CIRCLE. MOSTLY  
REPAIRED IN LATE III

17



PANE 1 POS 17  
PRINTINGS II-III  
FLAW POS LR

SMALL NOTCH ON  
INSIDE OF OUTER  
FRAME RIGHT OF Y

18



PANE 1 POS 18  
PRINTINGS LATE  
II-ARLY III  
FAW POS LR

DOTS IN BACKGROUND:  
(A) R OF BASE OF NECK  
(B) OPPOSITE TOP LEAF  
NEAR EDGE OF BACK-  
GROUND

23



PANE 1 POS 23  
PRINTINGS I-III  
FLAW POS UL

SMALL FLAW IN  
TRIANGLE AGAINST  
COLOURLESS CIRCLE

32



PANE 1 POS 32  
PRINTINGS I-III  
FLAW POS UL

OUTER FRAME BROKEN  
BLOW R SIDE OF O

33



PANE 1 OS 33  
PRINTINGS II-III  
FLAW POS U

DOT IN BACKGROUND  
L OF BASE OF TIARA

34



PANE 1 POS 34  
PRINTINGS III  
FLAW POS UL

DOTS IN BACKGROUND  
(A) OPPOSITE TIARA  
(B) ON EDGE OF  
COLOURLESS CIRCLE

36



PANE 1 POS 36  
PRINTINGS II-III  
FLAW POS UL

DOT R OF CROSSBAR  
OF R. (SEE ALSO 20 UR)  
(SIMILAR BUT FAINTER  
DOTS CAN OCCUR ON  
MANY OTHER STAMPS  
WHEN LIGHTLY  
PRINTED

44



PANE 1 POS 44  
PRINTINGS I-III  
FLAW POS U

FLAW BELOW LARGE  
SPIRAL BETWEEN THE  
LEAVES

47



PANE 1 POS 47  
PRINTINGS I-III  
FLAW POS LR

FLAW ON LEFT SIDE OF  
STEM TOWARDS THE  
TOP (LOWER THAN  
11 UR)

53



PANE 1 POS 53  
PRINTINGS II-III  
FLAW POS LL

LARGE DOT ON POINT  
OF BUST

58



PANE 1 POS 58  
PRINTINGS I-III  
FLAW POS LR

FLAW ON JUNCTION  
OF SCROLLS



Section:  
Watermark: Crown and CC and CA

Value: One Penny - Flaws  
UPPER RIGHT - PANE 2

2



PANE 2 POS 2  
PRINTINGS I-III  
FLAW POS UR  
  
OUTER FRAME BROKEN  
BELOW RIGHT SIDE OF  
2ND N

11



PANE 2 POS 11  
PRINTINGS I-III  
FLAW POS LR  
  
FLAW CN LEFT SIDE OF  
TIP OF STEM (HIGHER  
THAN 47UL)

16



PANE 2 POS 16  
PRINTINGS I-III  
FLAW POS UL  
  
DOT IN BACKGROUND  
OPPOSITE AND JUST  
BELOW MIDDLE LEAF  
(SEE ALSO 22, 34, 35  
51, 52, AND 56)

19




PANE 2 POS 19  
PRINTINGS I-III  
FLAW POS LL  
  
VERTICAL FLAWS IN LL  
CORNER OF VALUE  
PANEL

20



PANE 2 POS 20  
PRINTINGS I-III  
FLAW POS UL  
  
DOT R OF CROSSBAR  
OF R/ (SEE ALSO 36UL)  
SIMILAR BUT FAINTER  
DOTS CAN OCCUR ON  
MANY OTHER STAMPS  
WHEN LIGHTLY  
PRINTED

22



PANE 2 POS 22  
PRINTINGS I-III  
FLAW POS UL  
  
(A) DOT IN BACK-  
GROUND AS 16. (B) DOT  
IN BACKGROUND  
ALMOST 1MM ABOVE (A)

26



PANE 2 POS 26  
PRINTINGS LATE III  
FLAW POS LL  
  
VERTICAL LINE RIGHT  
OF TOP OF E OF ONE

33



PANE 2 POS 33  
PRINTINGS I-III  
FLAW POS UL  
  
SMALL DOR IN COLOUR  
LESS CIRCLE RIGHT  
OF TOP LEAF

34



PANE 2 POS 34  
PRINTINGS I-III  
FLAW POS UL  
  
DOT IN BACKGROUND  
AS 16.

35



PANE 2 POS 35  
PRINTINGS I-III  
FLAW POS UL  
  
DOT IN BACKGROUND  
AS 16.

36



PANE 2 POS 36  
PRINTINGS II-III  
FLAW POS UR  
  
SMALL FLAW IN HAIR  
ABOVE THISTLE

37



PANE 2 POS 37  
PRINTINGS I-III  
FLAW POS UL(A), UR(B)  
  
(A) SERIF AT TOP OF M  
(B) NOTCH ON EDGE OF  
COLOURLESS CIRCLE  
BELOW SMALL SPIRAL



Section:  
Watermark: Crown and CC and CA

Value: One Penny - Flaws  
UPPER RIGHT - PANE 2

38



PANE 2 POS 38  
PRINTINGS II-III  
FLAW POS UL(A) UR(B)

(A) DOTS L AND R OF 'R'  
(B) DOT BETWEEN E  
AND N NEAR BOTTOM

39



PANE 2 POS 39  
PRINTINGS I-III  
FLAW POS R

SMALL FLAW (VARIABLE  
BETWEEN TOP OF N  
AND N OF PENNY

40



PANE 2 POS 40  
PRINTINGS II-III  
FLAW POS LR

RIGHT VERTICAL OF  
1ST N OF PENNY  
JOINED TO FRAME AT  
TOP

50



PANE 2 POS 50  
PRINTINGS I-III  
FLAW POS UL

INSIDE OF TOP OF B  
DAMAGED AT L

51



PANE 2 POS 51  
PRINTINGS I-III  
FLAW POS UL

DOT IN BACKGROUND  
AS 16

52



PANE 2 POS 52  
PRINTINGS I-III  
FLAW POS UL

DOT IN BACKGROUND  
AS 16


56



PANE 2 POS 56  
PRINTINGS I-III  
FLAW POS U

DOT IN BACKGROUND  
AS 16

59



























PANE 2 POS 59  
PRINTINGS III  
FLAW POS LR

DOT IN COLOURLESS  
CIRCLE LEFT OF STEM.

Section:  
Watermark: Crown and CC and CA

Value: One Penny - Flaws  
LOWER LEFT - PANE 3

1		4		9	
	PANE 3 POS 1 PRINTINGS I-III FLAW POS UL  OUTER FRAME BROKEN ABOVE LEFT SIDE OF M		PANE 3 POS 4 PRINTINGS I-III FLAW POS LL  FLAW (VARIABLE) ON UR SIDE OF O		PANE 3 POS 9 PRINTINGS I-III FLAW POS UR  FLAW ON TIP OF STEM
17		19		20	
	PANE 3 POS 17 PRINTINGS I-III FLAW POS UR  SHORT BACKGROUND LINE AGAINST UPPER BULGE OF CHIGNON.		PANE 3 POS 19 PRINTINGS II-III FLAW POS UR  SMALL FLAW IN HAIR ON TOP OF 4TH BALL OF TIARA.		PANE 3 POS 20 PRINTINGS I-III FLAW POS  FLAW JUST TO RIGHT OF MIDDLE BAR OF E OF ONE.
25		27		29	
	PANE 3 POS 25 PRINTINGS I FLAW POS  LARGE FLAW ON EDGE OF BACKGROUND ABOVE LEFT SIDE OF P.		PANE 3 POS 27 PRINTINGS I-III FLAW POS UR  LEFT LEG OF A JOINED TP WHITE FRAME BELOW.		PANE 3 POS 29 PRINTINGS I-III FLAW POS UL(A), LL(B)  (A) DOT IN BACKGROUND AS 16UR (B) FLAW RIGHT OF BOTTOM OF O OF ONE
32		33		37	
	PANE 3 POS 32 PRINTINGS I-III FLAW POS UL  FLAW RIGHT OF LOOP OF R.		PANE 3 POS 33 PRINTINGS I-III FLAW POS UR(A) LL(B)  (A) LEAF JOINED TO LARGE SPIRAL. (B) STEM JOINED TO WHITE FRAME AT LEFT (VARIABLE).		PANE 3 POS 37 PRINTINGS I-III FLAW POS LL  (A) FLAW AT JUNCTION OF STEM OF LEAF AND UL OF SPIRAL. (B) FLAW AT ANGLE OF JAW